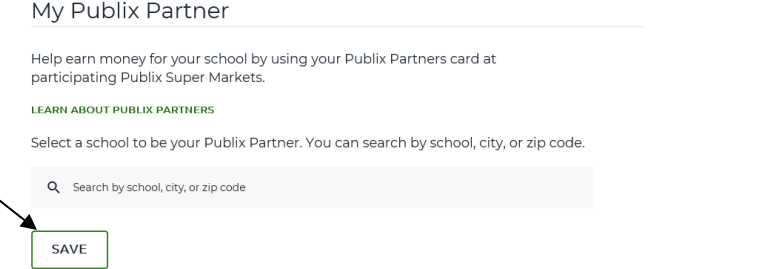
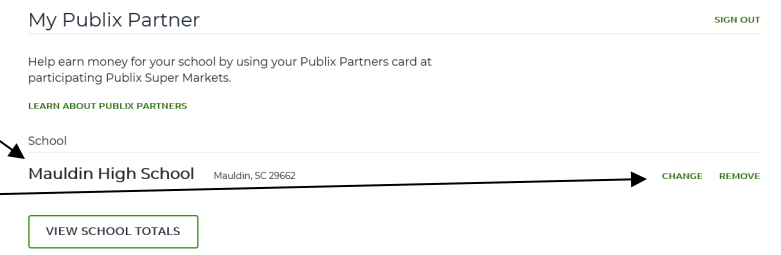
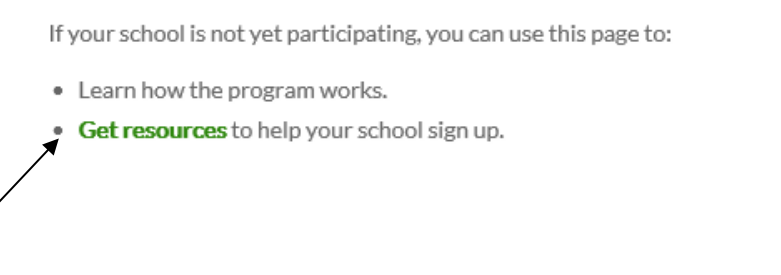


# Signing Up for Publix Partners

| Steps | Action   | Screen Shot |
|-------|--|-------------|
| 1.    | Go to <a href="http://www.publix.com/partners">www.publix.com/partners</a>   |             |
| 2.    | Click on "Club Publix".  |             |
| 3.    | <p>- If you don't have an account – Fill in the required information and click "Join Now".</p> <p>- If you have an account – Click "Log In".</p>                           |             |
| 4.    | Click on your name (top right corner) to take you to your profile.   |             |
| 5.    | <p>On the far-right side of the tool bar, click on "My Publix Partner".</p> <p>Note: You must have selected a store and provided an address for this option to appear.</p> |             |
| 6.    | Enter your schools name, city or zip code in the search field.   |             |

|     |  |   |
|-----|--|---|
| 7.  | <p>Choose your school and click "Save".</p>  |  <p>My Publix Partner</p> <p>Help earn money for your school by using your Publix Partners card at participating Publix Super Markets.</p> <p><a href="#">LEARN ABOUT PUBLIX PARTNERS</a></p> <p>Select a school to be your Publix Partner. You can search by school, city, or zip code.</p> <p>Q Search by school, city, or zip code</p> <p>SAVE</p> |
| 8.  | <p>You should see your school's name listed as your Publix Partner.</p> <p>Note: You can change or remove this at any time.</p>  |  <p>My Publix Partner <span>SIGN OUT</span></p> <p>Help earn money for your school by using your Publix Partners card at participating Publix Super Markets.</p> <p><a href="#">LEARN ABOUT PUBLIX PARTNERS</a></p> <p>School</p> <p>Mauldin High School Mauldin, SC 29662 <span>CHANGE REMOVE</span></p> <p>VIEW SCHOOL TOTALS</p>                   |
| 9.  | <p>If your school is not listed, go back to <a href="http://publix.com/partners">publix.com/partners</a> and scroll down to the "Get Resources" link and bring the downloadable application form to your school to fill out.</p> |  <p>If your school is not yet participating, you can use this page to:</p> <ul style="list-style-type: none"> <li>• Learn how the program works.</li> <li>• <a href="#">Get resources</a> to help your school sign up.</li> </ul>  |
| 10. | <p>Once the form has been received by Publix and processed, you can instruct parents to follow the steps above.</p>  |   |